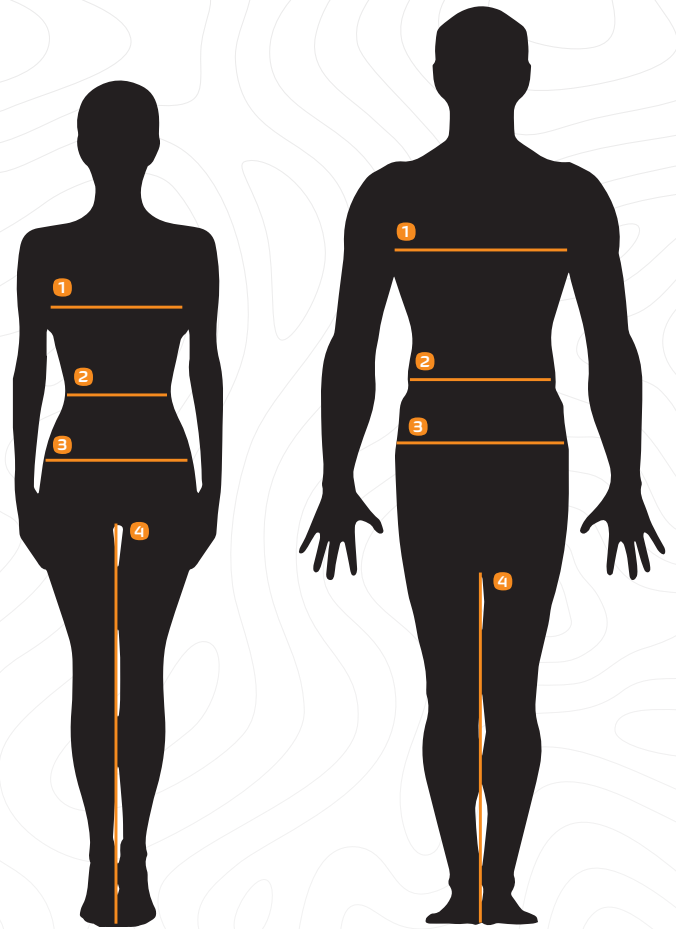


SIZECHART CYCLING

- 1 BUST / CHEST**
Measure around the fullest part, across the bust points, keeping the tape horizontal.
- 2 WAIST**
Measure around the narrowest part (typically the small of your back and where your body bends side to side), keeping the tape horizontal.
- 3 HIP**
Measure around the fullest part of your hips, keeping the tape horizontal.
- 4 BODY INSEAM**
Measure from your crotch to the bottom of your leg.



KIDS				
SIZE	8 YR	10 YR	12 YR	14 YR
Height (cm)	111-116	123-128	135-140	147-152
Chest (cm)	57-59	61-65	67-71	73-77
Waist (cm)	54-56	57-59	60-62	63-67
Hips (cm)	61-64	66-70	72-76	79-82

WOMEN								
SIZE	XS/1	S/2	M/3	L/4	XL/5	2XL/6	3XL/7	4XL/8
Height (cm)	< 160	161-170	171-175	176-180	-	-	-	-
Chest (cm)	80	84	88	92	96	100	104	108
Waist (cm)	63-66	67-70	71-74	75-80	79-82	83-86	87-90	91-94
Hips (cm)	89-92	93-96	97-100	101-104	105-108	109-112	113-116	117-120
Body inseam (cm)	66	68	70	72	74	76	78	80
Weight (kg)	< 55	< 60	< 65	< 70	< 80	> 85	-	-

MEN										
SIZE	XS/1	S/2	M/3	L/4	XL/5	2XL/6	3XL/7	4XL/8	6XL/10	8XL/12
Height (cm)	150-159	160-169	170-179	180-185	186-190	191-195	-	-	-	-
Chest (cm)	88	92	96	100	105	110	115	119	127	135
Waist (cm)	76	80	84	88	93	98	103	107	115	123
Hips (cm)	92	96	100	104	109	114	119	123	131	139
Body inseam (cm)	70	72	74	76	78	80	82	82	82	82
Weight (kg)	< 60	< 70	< 75	< 80	< 85	< 90	> 95	-	-	-

SIZECHART

ACCESSORIES

GLOVES						
SIZE	XS	S	M	L	XL	XXL
Hand Measurement (cm)	7/7,5	8/8,5	9/9,5	10/10,5	11/11,5	12/12,5
Hand Circumference (cm)	19/21	22/23	24/25	26/27	27,5/28	28,5



SOCKS				
SIZE	XS	S/M	L/XL	XXL
Europe	37/38/39	40/42	43/45	45+

SHOECOVERS						
SIZE	XS	S	M	L	XL	XXL
Europe	37/38	39/40	41/42	43/44	45/46	47/48
USA	5/6,5	7/8	8,5/9,5	10/11	11,5/12,5	13/14

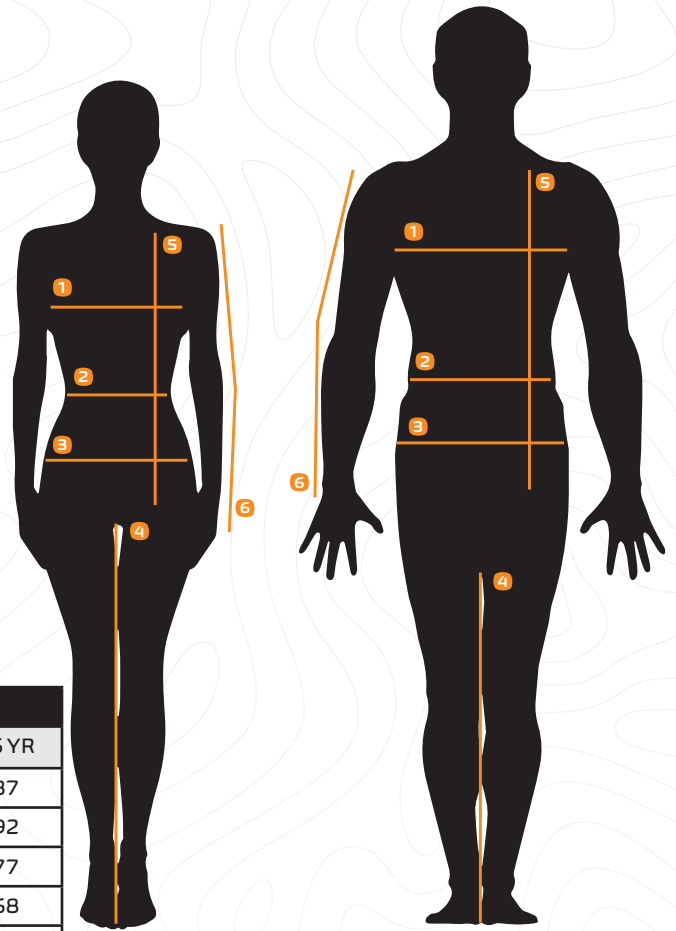
SHOECOVERS LYCRA					
SIZE	XS	S	M	L	XL
Europe	34/36	37/38	39/41	42/44	45/47

SIZECHART BASICS

INDICATIVE SIZECHART

Each garment has its own size chart.
The table below is indicative only and provides no guarantees.
You can always get the clothes fit into our showroom.

- 1 BUST / CHEST**
Measure around the fullest part, across the bust points, keeping the tape horizontal.
- 2 WAIST**
Measure around the narrowest part (typically the small of your back and where your body bends side to side), keeping the tape horizontal.
- 3 HIPS**
Measure around the fullest part of your hips, keeping the tape horizontal.
- 4 BODY INSEAM**
Measure from your crotch to the bottom of your leg.
- 5 BODY LENGTH**
Measure from the base of the back of your neck to the point where you'd want the shirt to be.
- 6 ARM LENGTH**
Measure from your shoulder down to your hand.



KIDS					
SIZE	8 YR	10 YR	12 YR	14 YR	16 YR
Chest (cm)	63	69	75	81	87
Hips (cm)	68	74	80	86	92
Body inseam (cm)	70	72	73	74	77
Body length (cm)	48	53	58	63	68
Arm length (cm)	44	48	52	56	61

WOMEN							
SIZE	XS	S	M	L	XL	2XL	3XL
Chest (cm)	80	84	88	92	96	100	104
Waist (cm)	66	69	72	76	80	84	88
Hips (cm)	90	93	96	99	102	106	110
Body inseam (cm)	77	78	79	80	81	82	83
Body length (cm)	63	65	67	70	72	75	77
Arm length (cm)	58	59	60	61	62	63	64

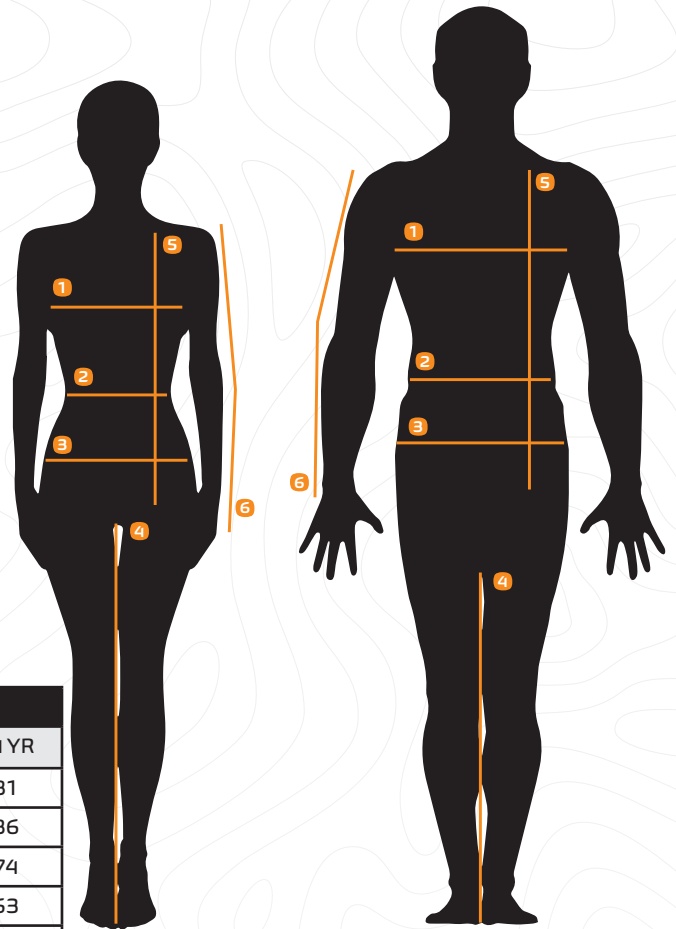
MEN									
SIZE	XS	S	M	L	XL	2XL	3XL	4XL	5XL
Chest (cm)	88	92	98	104	112	120	128	136	144
Waist (cm)	78	80	86	92	102	114	126	138	148
Hips (cm)	96	100	106	112	120	128	136	144	152
Body inseam (cm)	76	79	80,5	82	83	84	86	87	88
Body length (cm)	68	70	72	74	76	78	80	82	84
Arm length (cm)	60	62	63,5	65	67	69	71	73	75

SIZECHART ATHLETICS

INDICATIVE SIZECHART

Each garment has its own size chart.
The table below is indicative only and provides no guarantees.
You can always get the clothes fit into our showroom.

- 1 BUST / CHEST**
Measure around the fullest part, across the bust points, keeping the tape horizontal.
- 2 WAIST**
Measure around the narrowest part (typically the small of your back and where your body bends side to side), keeping the tape horizontal.
- 3 HIPS**
Measure around the fullest part of your hips, keeping the tape horizontal.
- 4 BODY INSEAM**
Measure from your crotch to the bottom of your leg.
- 5 BODY LENGTH**
Measure from the base of the back of your neck to the point where you'd want the shirt to be.
- 6 ARM LENGTH**
Measure from your shoulder down to your hand.



KIDS					
SIZE	6 YR	8 YR	10 YR	12 YR	14 YR
Chest (cm)	58	63	69	75	81
Hips (cm)	63	68	74	80	86
Body inseam (cm)	69	70	72	73	74
Body length (cm)	43	48	53	58	63
Arm length (cm)	40	44	48	52	56

WOMEN								
SIZE	XXS	XS	S	M	L	XL	2XL	3XL
Chest (cm)	76	79	83	87	91	95	100	105
Waist (cm)	60	64	68	72	76	80	84	88
Hips (cm)	86	90	94	97	100	103	107	110
Body inseam (cm)	76	77	78	79	80	81	82	83
Body length (cm)	61	62	63	64	66	68	70	72
Arm length (cm)	57	58	59	60	61	62	63	64

MEN								
SIZE	XXS	XS	S	M	L	XL	2XL	3XL
Chest (cm)	84	88	92	96	100	104	108	112
Waist (cm)	72	76	80	84	88	92	96	100
Hips (cm)	88	92	96	100	104	108	112	116
Body inseam (cm)	75	77	79	80,5	82	83	84	86
Body length (cm)	68	69	70	71	72	73	74	75
Arm length (cm)	58	60	62	63,5	65	67	69	71